




Maximising Energy Performance and Productivity with Solar Shading



Solar shading, daylight optimization and energy reduction

FRONT COVER IMAGE
Severn Trent Water Authority, Coventry.
Laminated, fritted, controllable glass louvres.

COLT SOLAR SHADING SYSTEMS

Solar shading, daylight optimization and energy reduction





CONTENTS

WHY SHADE?

- 4-5 Shading, daylight optimisation and energy saving
6-7 Performing buildings

COLT SOLAR SHADING SYSTEMS

- 8-11 Colt glass louvre systems
12-13 Colt prism louvre systems
14-17 Colt metal louvre systems

COLT SLIDING AND ROTATING SHUTTER SYSTEMS

- 18-19 Colt sliding and rotating shutter systems

COLT SPECIAL DESIGNS

- 20-23 Achieving what is possible and unconventional

COLT PRODUCT OVERVIEW

- 24-25 All Colt solar shading systems at a glance

Shadoglass glass louvres provide an aesthetic and functional solution at the Grunewald factory, Bocholt, Germany.

Shading, daylight optimisation and energy saving

THE NEW ROLE OF THE FACADE

The building envelope is undergoing a revolution. It can now be designed to do more than just to keep the weather out and to provide an impressive appearance: it can make a positive contribution in reducing the energy consumption of the building. Modern design approaches can turn the envelope into an active component through the use of solar shading systems.

This leaflet describes how Colt solar shading devices can be integrated into buildings and what they can achieve.

Colt solar shading systems can save energy

Solar shading systems have a great potential to impact on energy use and thereby to reduce the use of fossil fuels. Buildings use more than 40% of total energy resources, of which around half is used for heating and cooling.

Modern glazed commercial buildings have become very well insulated, so that less energy is required for heating them in winter. However, if no attention is paid to their shading requirements, they can use a lot more energy for cooling in summer than for heating in winter.

The ESCORP/EU25 study recently demonstrated that if all buildings in the EU were properly solar shaded, 80 million tonnes of CO₂ could be displaced for cooling and 31 million tonnes of CO₂ for heating every year.

Accordingly local building regulations increasingly require designers to reduce solar heat gain,

with solar shading recommended as a preventative measure unless areas of glass are minimised.

Colt solar shading systems can increase comfort and productivity

We can all appreciate the benefits of working in an environment where the temperature is comfortable. For office buildings in the summer, the optimum temperature is around 24°C, with a range of +/- 4°C.

If the building is fully glazed but does not have an effective solar shading system, the internal temperature can shoot up as high as 35°C during the hotter months, due to the effects of solar radiation.

Such an uncomfortably warm environment adversely affects the productivity and concentration levels of the occupants inside. In air conditioned buildings uncontrolled solar heat gain can increase cooling loads, plant size and overall running costs.

The amount and quality of natural daylight also has a positive effect on the productivity of the building's occupants. Independent studies have shown when people sit near a window, enjoying the benefits of natural daylight, their productivity significantly improves. A lack of daylight can also result in an over-use of artificial lighting, which in turn contributes to internal heat gain.

A well-designed shading system can boost the occupants' comfort and productivity by regulating the amount of heat and light entering the internal space and by reducing glare.

Colt solar shading systems can provide architectural impact

Solar shading systems can be designed so as to provide great architectural impact as well as being highly functional. Colt solar shading systems come in a great variety of materials. Glass, metal, wood, acrylic and fabric louvres are all available to architects to create an impressive facade. The louvres can be either fixed or moveable and also can integrate photovoltaic electricity generating cells.

Pictured in this leaflet are several buildings that feature solar shading systems designed and installed by Colt. These examples show how solar shading can create an impressive architectural impact while contributing to a comfortable internal environment and to the building's energy efficiency.

Why is external solar shading one of the most effective ways to control the internal conditions of a building?

Radiation from the sun is transmitted, absorbed and reflected by the louvres. As a result solar heat gain is prevented from passing into the building, minimising ventilation requirements and reducing cooling loads.

If a controllable system is installed, adjustable louvres track the position of the sun, thereby reducing the numbers of days when the building overheats. Equally, in winter the louvres may be adjusted in such a way that the building benefits from the heat from the sun, and they can be closed at night reducing heat loss. At the same time daylight levels are enhanced and levels of glare are reduced.



Commercial buildings use more energy for cooling in summer than for heating in winter

Colt's wide range of solar shading systems and design expertise provides architects with the resources to develop the most effective solution for their building while creating a building of great architectural impact.

Features and benefits of external solar shading

Colt's external solar shading offers many benefits to the designers and occupiers of buildings:

- Sun protection
- Reduction of glare and quality of natural light
- Greater productivity and comfort
- Energy savings
- Lower cooling and heating needs
- Lower artificial lighting needs
- Energy generation using photovoltaic cells
- Control of ventilation when used with double façades
- Reduced noise ingress
- Aesthetic impact




Trinity Square, Nottingham.



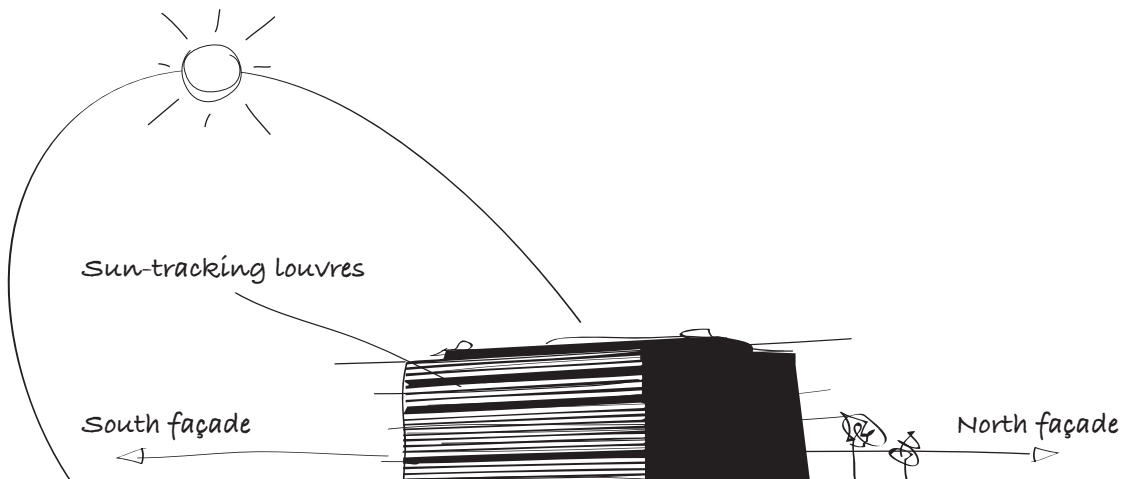
Strenesse store, Metzingen, Germany. Fixed Solarfin solar shading system designed for optimal solar shading.



Campus Krems, Austria. Moveable fabricated Shadometal louvres are 25% perforated and cover the complete façade in two elevations. At night the louvres are fully opened in order to provide night cooling. At 4 o'clock in the morning the louvres close to ensure that the complete building is shaded. In winter time the sun's rays passively warm the building and glare is reduced as the louvres track the sun.



Performing Buildings



This illustration shows how sun tracking solar shading works, with the louvres being moved by a sophisticated control system to track the sun.

ACTIVE FACADES, INCLUDING SOLAR SHADING, ARE BECOMING PART OF THE OVERALL BUILDING ENERGY MANAGEMENT STRATEGY

MOVEABLE SHADING SYSTEMS PROVIDE A WIDE RANGE OF POTENTIAL BENEFITS

Energy-related benefits:

- Shading and reduction of cooling loads
- Night cooling
- Insulation of the building in winter
- Photovoltaic energy generation
- Controlled ventilation if the louvre system forms a secondary façade

Comfort-related benefits:

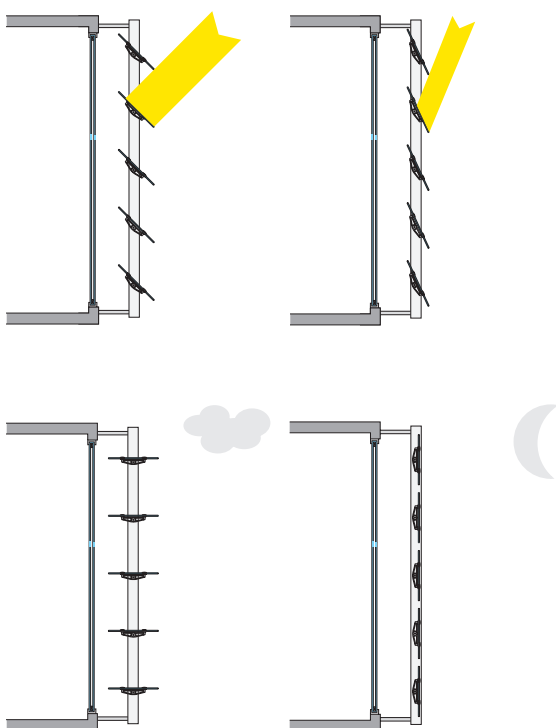
- Less glare
- Reflection of daylight
- Lower noise

Aesthetic benefits:

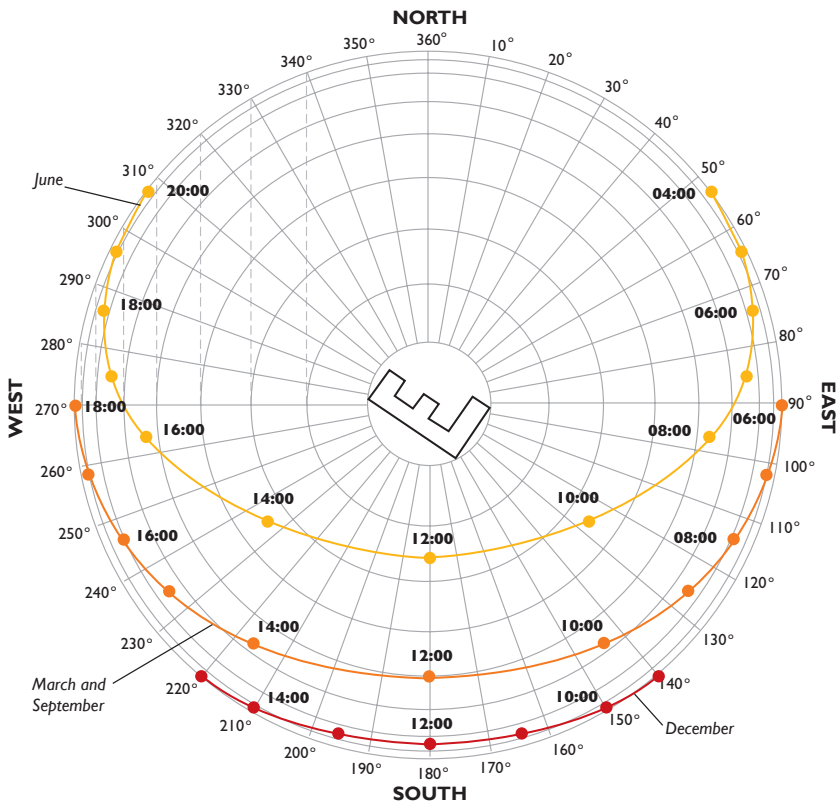
- A dynamic façade changes with the time, seasons and weather
- Good looks

Expertly designed solar shading systems provide the maximum yield of light, heat and ventilation and also prevent unpleasant glare and overheating of the inside of the building, provided that the controls strategy has been carefully thought through.

Colt can advise on the different kinds control routines. These include calendar driven or active routines, passive sun tracking routines, and routines which ensure that the movements of the louvres optimise the requirements for ventilation, air conditioning or photovoltaic energy generation.

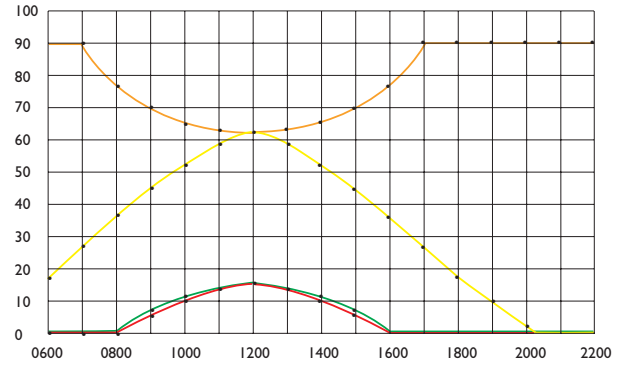


There are different strategies for tracking the sun. For instance, when it is overcast, daylight optimisation comes into play.

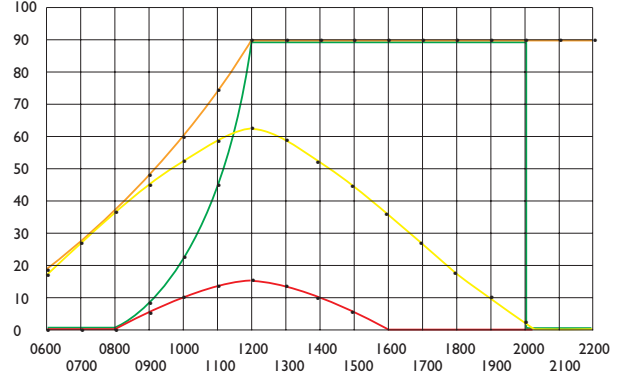


Notes: 1. When louvre angle > 90° - facade is in the shade. 2. Normally the angle of the louvre follows the VSA (vertical shadow angle). When shading is not required (i.e. when facade is in the shade or when the sky is overcast), the louvres may be set for maximum daylight entry or vision to the outside, or are closed for night security and improved insulation.

SOUTH FACADE



EAST FACADE



- Sun altitude in summer
- Sun altitude in winter
- Louvre angle in summer (June)
- Louvre angle in winter (December)



City of Westminster College.
Polycarbonate vertical solar shading system
at the new City of Westminster College



The Old Pumping Station in Berlin, Germany. Extraordinary impact caused by the juxtaposition of older and newer architecture.



Alstertal Shopping Centre in Hamburg. 809 coloured back-lit adjustable glass louvers emphasize the living character of the urban quarter

Glass louvers make the building transparent in a controlled fashion

Colt Glass Louvre Systems



Holocaust Museum in Budapest, Hungary. This building, designed by Daniel Libeskind, has attracted a lot of attention.



Galizia Fashion Store, Metzingen, Germany. Aesthetics and functionality perfectly combined.

GLASS: HIGH ENERGY PERFORMANCE, MORE LIGHT AND VISIBILITY

Glass louvres can be extremely desirable as a solar shading element for façades. They reflect and absorb the sun's rays but at the same time allow plenty of daylight to come through, and allow good outward vision. Glass also looks good on buildings: glass can reduce the monolithic appearance of buildings.

There are many different types of glass available: glass may either be tinted, fritted or have a foil attached to it, in order to achieve the control the precise amount of daylight and solar radiation entering the building. Glass louvred systems such as Shadoglass also permit the building to be warmed by the sun in winter.



Nycomed Office Building in Konstanz, Germany. Impressive visual appeal combined with excellent performance. The building envelope consists of an active façade consisting of moveable glass louvres which provide solar shading and defence against inclement weather. The glass louvres have a 60% frit to reduce the solar heat gain but allow enough light to come through. The blades are continuously moving to their optimum positions and those inside keep an excellent view to the exterior.



Foto: © Taurfik Keram



Beckenham Beacon, Bromley.



Carphone Warehouse, Manchester.



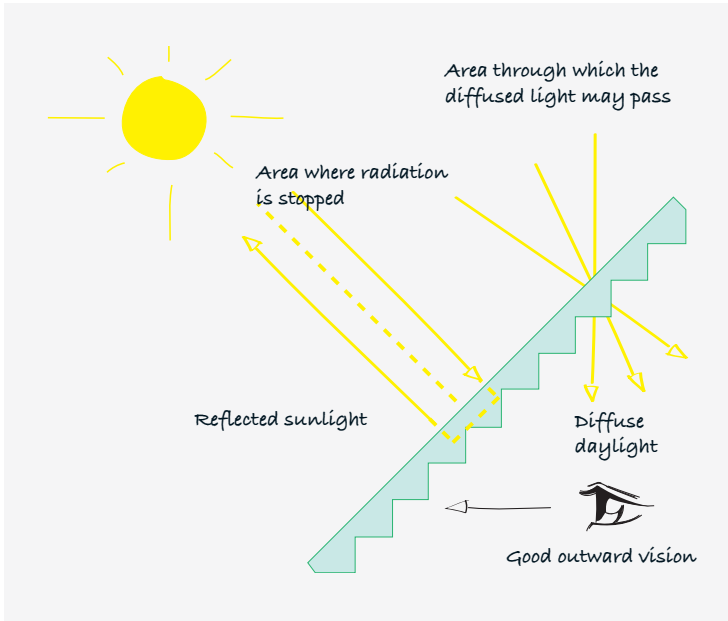
© paul ott fotografert

Optimum solar shading and glare reduction with prism louvres

Colt Prism Louvres

Hospital in Linz, Austria. 2,160 moveable prism louvres ensure that there is excellent light quality within the building.

The illustration below shows how when light strikes the face of a saw tooth prism louvre at 90°, direct light is reflected but diffused light is allowed through.



This shows a detail of the structure of a prism louvre. The louvres themselves are made from highly transparent PMMA plexi-glass, which is UV and weather resistant.



TRANSPARENT SOLAR SHADING

Prism louvres are easy to integrate into many different types of façades and roofs. Optimum efficiency is achieved if the prism louvres are moved to a precise position to follow the changing position of the sun.

Prism louvres reflect direct light and its associated heat but allow diffused light through which means that the building is pleasantly lit by natural daylight with a good outward vision, at the same time as solar heat gains are reduced.

Las Palmas, Rotterdam, Netherlands. This building won a MIPIM award in 2009 for Best Renovated Building. Its South façade has an external moveable solar shading system.



Papago Gateway Centre, Arizona USA. Shading analysis shows that the motorized sun shading helps reduce energy onto the façade by 73% at peak, and that energy entering the building reduces by 92%. The analysis also shows an expected reduction in cooling load of 21%.



Tilak Competence Centre, Innsbruck, Austria. 964 moveable louvres comprising an area of 2925m² of solar shaded façade.

Metal louvre cladding systems offer a sensitive aesthetic

Colt Metal Louvre Systems

COLT BRINGS STRUCTURE TO THE BUILDING ENVELOPE

Metal louvres can provide outstanding control of daylight and reduce solar heat gain. They can be either extruded or fabricated, and also can be perforated. They are often the louvre type of choice for offices, schools and sports facilities. They can be positioned either horizontally or vertically and maybe either fixed or moveable.

Perforated metal louvres allow precise control over the amount of heat and light entering the building, and also influence the quality of outward vision.

Metal louvre systems are available either in anodised aluminium, polyester powder aluminium to a RAL colour or stainless steel. Metal louvre systems can place little weight on the building.

Included in the Colt product range is a C-section aluminium fin which may be adjusted on site in 15° graduations to the correct angle. Other Colt metal louvre systems provide both shading and natural ventilation with excellent weather protection.



All images on pages 16 and 17: School at Neubiberg, Germany.



School at Neubiberg, Germany. Colourful louvres bring the school to life. The louvres are perforated and lead to a light airy interior.

Colt calculated the sun path and sun angles required to provide effective solar shading as well as the solar heat gains.

Architect Gundel Krug from Munich says, "Since the louvres are from floor to ceiling, this seems to make the entire building float on air; they give the school a welcoming face and all the pupils and teachers are very satisfied with the effects".

The louvres on the North façade are fixed but on the South, West and East façade they are moveable, tracking the sun and divided into 22 different groups. Each group reflects the requirements of the particular inside space and has a different controls approach. It is possible to override the controls manually.





Milsertor House, in Hall, Austria. Plexiglass folding shutters provide an appearance of flags hanging off the building, whilst providing excellent solar shading and good outward vision.

An individual approach with Colt sliding and rotating shutter systems

Colt sliding and rotating shutter systems

University of Potsdam, Germany. Gold anodised vertically folding shutters which open and closed according to the position of the sun.



Sliding shutters at Q-Cells, Bitterfeld, Germany. These shutters incorporate photovoltaic cells and provide a striking aesthetic effect. The shutters move in accordance with the sun's position.



THE SKY'S THE LIMIT

Colt folding and sliding shutters are individually designed for each building. There are many different types of materials and colours. Sliding and folding shutters are a very flexible design element, which provide not only effective solar shading but also an effective design element which is dynamic and variable according to the weather situation.

Such systems can provide complete blackout through to diffuse light entry. This page shows some good examples of projects carried out with such systems and the individual design capability of Colt.

“ ”

Tests in our own wind tunnel have enabled us to optimise the designs of solar shading systems.

“ ”

Colt Solar Shading systems:
a synthesis of quality, functionality
and fine design.



Colt Solar Shading systems: a synthesis of quality, functionality and fine design

Colt Special Designs

ACHIEVING WHAT IS POSSIBLE AND UNCONVENTIONAL

Special requirements require special solutions. Colt can provide a range of special solutions to meet the customer's requirement.

How is this achieved? Colt has extensive test facilities to check what can be achieved, to see how far the design envelope can be extended.

The images on this page show some of the projects that Colt has undergone where special requirements have been met.

Willi-Beck Bakery, Switzerland. These louvres are installed from ground level up to the eaves and are made from spruce and fir, giving the building a unique character. The wood has a dark grey coloured iron oxide paint applied to them, which enables their appearance to change depending on the angle at which they are opened.



Ørestad Gymnasium, Copenhagen, Denmark. Many of the glass louvres are coloured crating a subtle effect inside the building.



Malvern Hills Science Park, UK. Textile Shadotex louvres provide effective shading of this award winning building.



Wesertal Expo Tower, Germany. This complete test building moves in accordance with the position of the sun and the seasons of the year.





Baader Securities Bank, Munich, Germany. The building has been nearly entirely wrapped in louvres made of PTFE glass fibre Shadotex textile louvres. Louvres are individually adjustable and have greatly reduced the energy use of the building.



iHomeLab, Switzerland. The louvres give an appearance of a fish moving. The louvres themselves consist of a total of 380 fixed and 300 moveable louvres installed vertically on a building which has an exceptionally high thermal performance.



Schwenninger BKK, Germany. The solar shading comprises aluminium tubes arranged in front of the windows giving the building the appearance of a forest or a sugar cane plantation.



Product Overview

SHADOGLOSS

Glass louvres such as Shadoglass allow plenty of daylight to come through whilst reflecting and absorbing the sun's rays. Variations of glass control the precise amount of daylight and solar radiation entering the building.




PRISMALITE

Acrylic prism louvres such as Prismalite reflect direct sunlight but allow diffused light through, thereby reducing solar heat gains but allowing in plenty of natural daylight.



SHADOMETAL

Fabricated louvres such as Shadometal are often perforated to control the precise amount of daylight and solar radiation entering the building.



SOLARFIN

Solid extruded elliptical louvres such as Solarfin provide efficient daylight control as well as solar protection.




SOLAR C

Brise soleil systems such as Solar C are installed above and around windows.



ELLISSE

Sliding shading systems such as Colt Ellisse provide a versatile means of providing shading, using panels which slide or rotate either vertically or horizontally.



SHADOVOLTAIC

Sun tracking glass louvres can have integrated solar cells fitted to them enabling electricity to be generated. There are many different cell types enabling a wide range of visual effects.



SPECIAL SOLUTIONS

Many other designs are possible than are shown here, for instance with louvres made from fabric or wood.





WHAT COLT CAN OFFER YOU

Colt has more than 40 years experience with designing solar shading solutions.

With operating companies located worldwide, Colt has a broad product portfolio to meet your needs.

Colt was the first to incorporate electricity generating photovoltaic cells into solar shading louvres. Colt understands that a low energy building fails on its weakest link, so it can provide integrated solutions that cover many aspects of a design, including solutions to enhance the use of natural daylight and natural ventilation.

Colt is dedicated to innovation and has a comprehensive design capability, including prototyping and testing facilities. We would welcome the opportunity to develop solutions to match your unique requirements.



“People feel better in Colt conditions.”

Architectural Solutions

Climate Control

Smoke Control

Service and Maintenance

Colt International Limited

New Lane Havant
Hampshire PO9 2LY
Tel +44(0)23 9245 1111
Fax +44(0)23 9245 4220
info@coltgroup.com
www.coltinfo.co.uk